

Document No.: Digital Audio CD Burner Help Document

Digital Audio CD Burner

Digital Smart Software

<http://www.audioeditor.us>

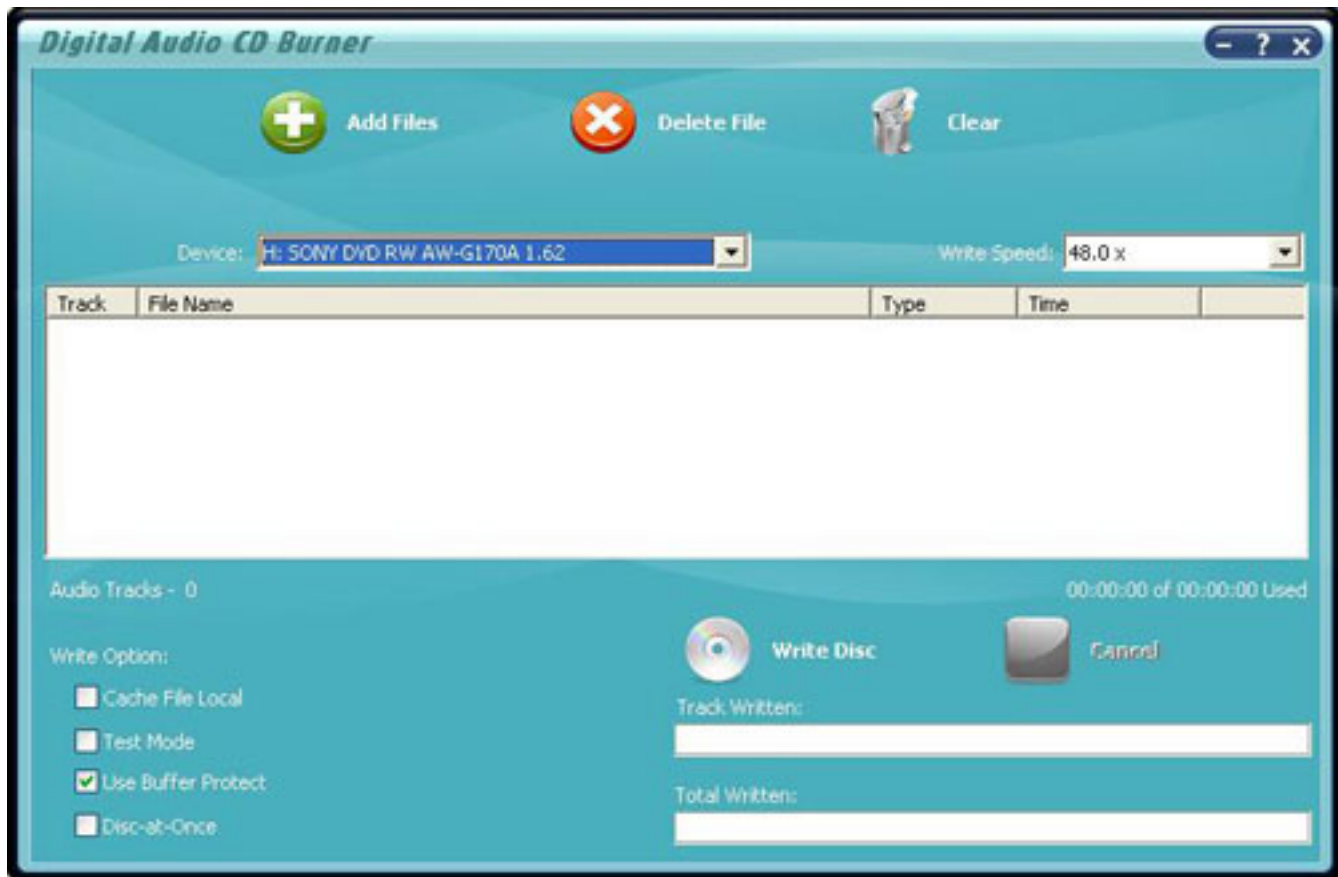
Pages Order

Introduction.....	Pages 3
How to buy.....	Pages 4-5
Copyrights.....	Pages 6
How to use.....	Pages 7-9
FAQs.....	Pages 10-11
Company Information.....	Pages 12-13
Appendix.....	Pages 14-16

Introduction

Digital Audio CD Burner is able to burn audio CD from MP3, WAV, WMA, and OGG files to an audio CD playable in any standard CD player with ease.

The great feature makes Digital Audio CD Burner the perfect audio burner software for users of any experience level!



See also:

[How to proceed](#)

[How to burn](#)

How to buy Digital Audio CD Burner

As soon as you make your order, our resellers will verify it. Your order will most likely be processed within 1 hour, but in some VERY rare cases it may take resellers more than 24 hours to process your payment.

The registration key will be automatically generated at our server and e-mailed to you immediately after we receive payment confirmation from our e-commerce reseller.

Please do not worry if you haven't received the registration information right away. Delays usually occur due to the high security settings of spam filters used by our clients. Our message may be rejected as a spam message by the mail service you use.

If you haven't got the registration message within several hours, feel free to contact our [Support Team](#) via email.

If you have questions concerning our software, please send e-mail to: support@audioeditor.us. **We always do our best to help you!**



Buy Now

Why Digital Audio CD Burner?

Save Time

- a. It is outstanding in **music burning**.
- b. The **easy-to-use interface** helps you to catch on to the system quickly.

Save Money

- a. It is your one-way ticket to music burning.
- b. **30-day money-back** guarantee if you are not satisfied with it!

Easy-to-use

With step-by-step manual, whether you are an experienced user or a beginner, the software will make the task of burning audio files a breeze!

What will you have after purchase?

Full version of Digital Audio CD Burner

Fun in unlimited audio burning.

Customer care

We are pleased to offer our care to meet your needs. We promise that any customer question will be replied within 1 business day!

Is my order secure?

As we have for years, we promise the most secure purchase.

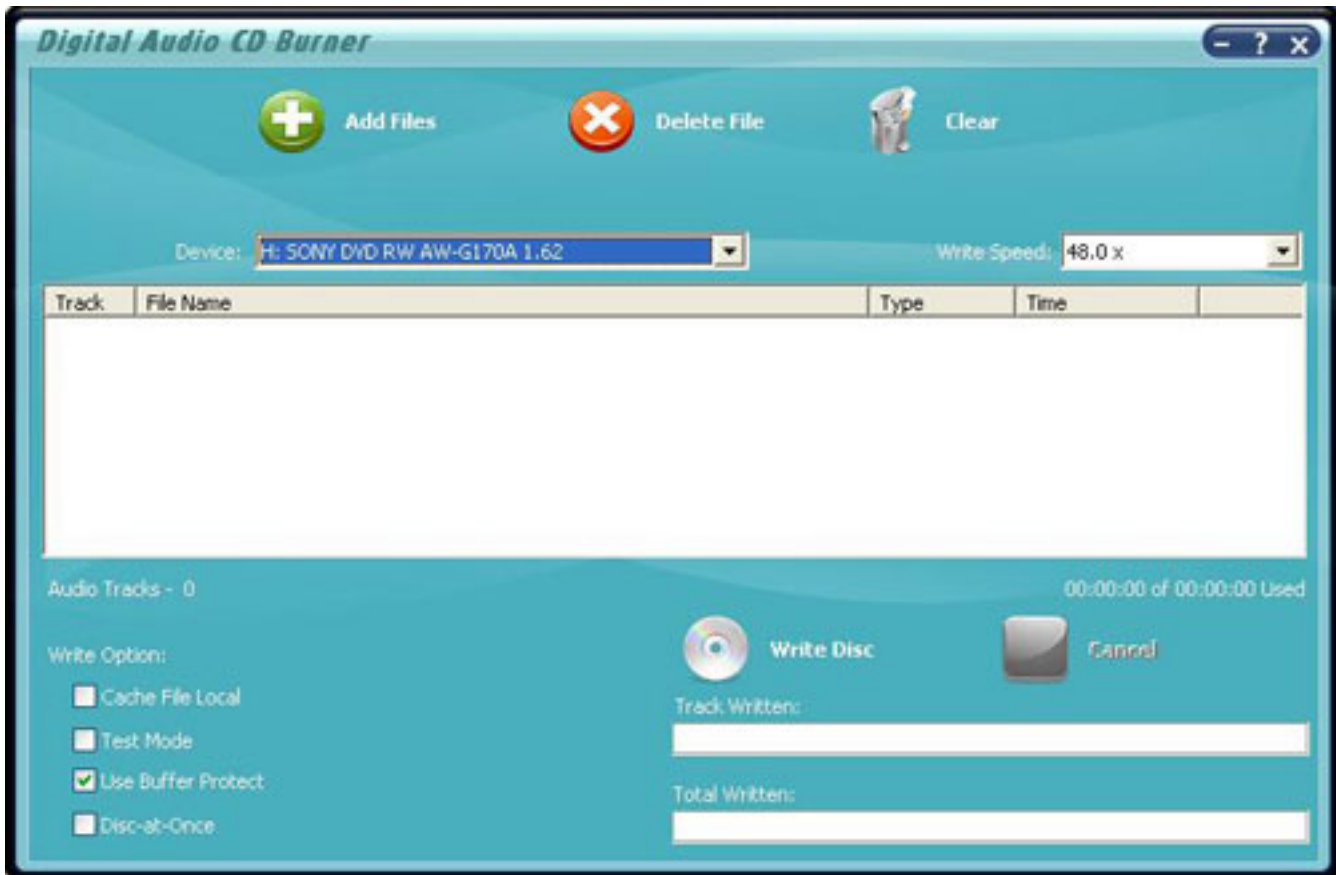
[ShareIt](#) and [RegNow](#), all these Digital Smart Software partners passed strict certification. We truly believe in 'Only by benefiting our customer can we benefit ourselves'. So your purchase security in Digital Smart Software is our top priority! Digital Smart Software has been involved in E-commerce for years. And through these years, we built up a secure online shopping system. You can enjoy the high-speed and convenience we offer.

Copyrights

You are not required to pay copyright fees to artists or other copyright owners when you make copies for private use of recordings you already own.

You are required to pay copyright fees to artists or other copyright owners if you sell copies to others or make copies available to others in any other way. You are also required to pay copyright fees to artists or other copyright owners if you make copies of recordings you do not already own.

How to proceed



- **Add Files:** Add files to burn them on CD later.
- **Delete File:** Delete unwanted files before burning.
- **Clear:** Delete all listed files.

Right-click a listed file to perform more operations:

- **Add Files (Ctrl +O):** Add files to burn them on CD later.
- **Up (Ctrl +U):** Change the order of the tracks.
- **Down (Ctrl +D):** Change the order of the tracks.
- **Remove Track (Del):** Delete selected files.
- **Clear Tracks (Shift +Del):** Delete all listed files.
- **Eject (Alt +E):** Eject disk.
- **Close Tray (Alt +C):** Closes the device tray if applicable.

How to burn?

Let's start burning files step by step:

> **Add files**

Click "**Add Files**" button to add audio files one by one.

> **Burning Setting**

Device: Select desired writing device.

Write Speed: Select writing speed.

Write Option: Four options available, just check the boxes to perform corresponding operations when writing.

- **Cache File Local** -- Check the box to cache your files prior to writing.
- **Test mode** -- Check the box to make the the writing process in Test mode.
- **Use buffer protect** --Check the box to set the buffer protection.
- **Disc-at-once**: Check the box to perform DAO mode when burning; uncheck the box to perform TAO mode when burning.

awTAO: Disc is written in Track-at-Once mode and disc is Closed

awDAO: Disc is written in any valid Disc-at-Once mode and disc is finalized (closed).

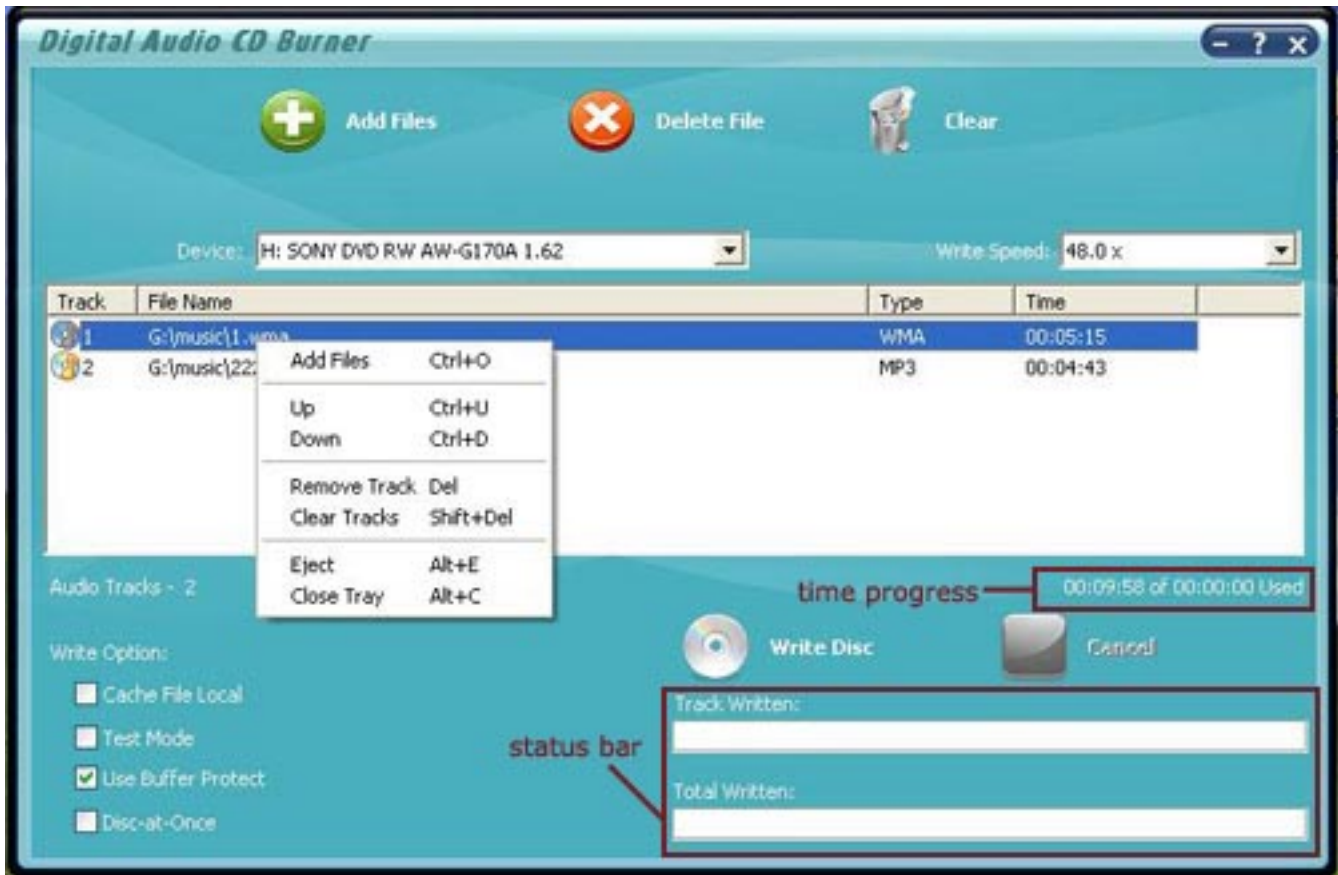
> **Burning**

Click "**Write Disc**" to start burning task.



The total duration of all listed files can not exceed **80min**.

Two status bars display detailed burning status.



Track Written: Display the burning progress of current file.

Total Written: Display the burning progress of all files.

MP3 format

MP3 files contain perceptually encoded sound data.

The frequencies that humans cannot perceive are removed, although some audio purists say they can tell the difference between a high bit-rate MP3 and a Wave file.

A typical MP3 is 10 times smaller than an equivalent WAV file.

MP3 files usually end with mp3, mp1 or mp2 file extensions.

.MP3

.MP2

.MP1

Wave format

Wave files usually contain uncompressed PCM audio data.

In some cases, it may be compressed PCM data in a format such as ADPCM, GSM or True-Speech.

Wave files end with swav extension .

.WAV

WMA format

WMA is acronym for Windows Media Audio. WMA files contain perceptually encoded sound data.

The frequencies that humans cannot perceive are removed, although some audio purists say they can tell the difference between a high bit-rate WMA and a Wave file.

A WMA file can be as much as 20 times smaller than an equivalent WAV file.

.WMA

Frequently asked questions

Click on the question in the list below, to jump directly to the answer:

[What Can the software do for me?](#)

[Is the online order secure?](#)

[When can I get the registration code after taking online ordering?](#)

[What is Disc-At-Once?](#)

[Has it limit the quantity of files when adding files?](#)

[What's the system requirements?](#)

Q: What Can the software do for me?

A: Digital Audio CD Burner is a MP3/WMA/WAV to Audio CD converting software. It burns your MP3/WMA/WAV collections to make a normal Audio CD which can be played on your home, car stereo or portable CD player.

[TOP](#)

Q: Is the online order secure?

A: Yes, we use the online ordering services provided by Element5, which is a famous leading shareware ordering service company. You can click [here](#) to get more information.

[TOP](#)

Q: What is Disc-At-Once?

A: DAO is a method of writing CDs in which one or more tracks are written in a single operation, and the CD is closed, without ever turning off the writing laser. Audio CD burner writes Audio CD in DAO mode. Audio CD burner automatically supports DAO mode.

[TOP](#)

Q: Has it limit the quantity of files when adding files?

A: This software hasn't limited the quantity, but the total duration of all listed files can not exceed 80min. Therefore, you should pay attention to this point when adding files.

[TOP](#)

Q: What is test mode?

A: A new recording is always stored on the hard disk as a temporary file. The test write mode will simulate the writing activity on the drive, except the laser will never be turned on (The disc will remain unwritten).

[TOP](#)

Q: What's the system requirements?

A: A new recording is always stored on the hard disk as a temporary file. To use Digital Audio CD Burner, your computer must meet the following conditions:

- A CD Recorder.
- Intel or AMD or compatible processors at 1000 MHz minimum
- RAM 128 megabytes (MB)
- Minimum 100 MB of free hard disk space
- Administrative permissions are required
- Sound Card

[TOP](#)

About Digital Smart Software

**Take the lead in multimedia;
Create a Colorful Life!**

Digital Smart is a software company founded in 2001. We create Windows based applications. Our goal is to make powerful and easy-to-use applications for home users, professionals and companies.

All our products are Shareware, which is a means of distributing software on a "try before you buy" basis. With this method we are sure that the program you buy meets your needs. If you're interested with a program of our catalog, you can buy it directly from Element5® - using your credit card.

Contact Us

For Customers

Email:

English: support@audioeditor.us

Tel:

+1 952 646-5022 (for calls from outside the U.S.)

+1,800,406 4966 (for calls from inside the U.S.)

Digital Audio CD Burner

Product ID: 300224300



We always do our best to answer your question!

For Partners

support@audioeditor.us



'We benefit together with our partners in a win-win model - the Digital Smart Software Business Model, and we love to talk about creating with you.



<http://www.audioeditor.us>